

2016

Manasquan River Regional Sewerage Authority


Authority Budget

www.manasquanriverregionalsa.com

Department Of



Community
Affairs



RECEIVED

JAN 27 2016

MANASQUAN RIVER REGIONAL
SEWERAGE AUTHORITY

Division of Local Government Services


**State of New Jersey
Department of Community Affairs
Division of Local Government Services**

**2016 AUTHORITY BUDGET
TRANSMITTAL PACKAGE**

Submit all budget related materials in one package to: *Bureau of Authority Regulation Affairs, Division of Local Government Services, 101 South Broad Street, P.O. Box 803, Trenton, NJ 08625-0803.* Also submit **both** the Excel budget file a pdf copy of the budget package (**introduced and adopted**) to authoritiesunit@dca.nj.gov with the name of the authority in the subject line. Check the box of each item to indicate that it is included in budget or has been completed.


2016 Authority Budget Document

- 2 copies of the budget document
- Authority Name and Fiscal Year are filled in
- Signature blocks on Pages C-2, C-3, C-4 and C-6 are filled in along with title, address, e-mail address, phone number and fax number
- Resolution of the Authority Commissioners approving the introduced budget is enclosed with properly recorded vote
- Proposed hearing date for adoption of Budget reflected in Authority Budget Resolution
- Authority Budget Resolution is signed with original hand written signature
- Budget Narrative and Information Section is complete




Capital Budget (Page CB-1 through CB-5)

- Authority Name and Fiscal Year are filled in
- Signature blocks on Page CB-1 are filled in along with title, address, e-mail address, phone number and fax number
- Capital Budget message is complete

Official's Signature:			
Name:	Brian J. Brach, P.E.		
Title:	Executive Director		
Address:	P.O. Box 646 Farmingdale, NJ 07727		
Phone Number:	(732) 431-8185	Fax Number:	(732) 308-3833
E-mail address:	mrrsabrian@gmail.com		

2016 AUTHORITY BUDGET

Certification Section



2016

**MANASQUAN RIVER REGIONAL SEWERAGE
AUTHORITY**

AUTHORITY BUDGET

FISCAL YEAR: FROM JANUARY 1 TO DECEMBER 31

For Division Use Only

CERTIFICATION OF APPROVED BUDGET

It is hereby certified that the approved Budget made a part hereof complies with the requirements of law and the rules and regulations of the Local Finance Board, and approval is given pursuant to N.J.S.A. 40A:5A-11.

*State of New Jersey
Department of Community Affairs
Director of the Division of Local Government Services*

By: *C.M. Zepuch* Date: *11/23/15*

CERTIFICATION OF ADOPTED BUDGET

It is hereby certified that the adopted Budget made a part hereof has been compared with the approved Budget previously certified by the Division, and any amendments made thereto. This adopted Budget is certified with respect to such amendments and comparisons only.

*State of New Jersey
Department of Community Affairs
Director of the Division of Local Government Services*

By: *Christine M. Zepuch* Date: *11/21/16*

2016 PREPARER'S CERTIFICATION


MANASQUAN RIVER REGIONAL SEWERAGE AUTHORITY

AUTHORITY BUDGET

FISCAL YEAR: FROM: JANUARY 1 TO: DECEMBER 31

It is hereby certified that the Authority Budget, including both the Annual Budget and the Capital Budget/Program annexed hereto, represents the members of the governing body's resolve with respect to statute in that: all estimates of revenue are reasonable, accurate and correctly stated; all items of appropriation are properly set forth; and in itemization, form and content, the budget will permit the exercise of the comptroller function within the Authority.

It is further certified that all proposed budgeted amounts and totals are correct. Also, I hereby provide reasonable assurance that all assertions contained herein are accurate and all required schedules are completed and attached.

Preparer's Signature:			
Name:	William E. Antonides, Jr., CPA		
Title:	Authority Accountant		
Address:	2807 Hurley Pond Road P.O. Box 1137, Wall, NJ 07719		
Phone Number:	(732) 681-0980	Fax Number:	(732) 681-4033
E-mail address	antonidescpa@monmouth.com		

2016 APPROVAL CERTIFICATION

**MANASQUAN RIVER REGIONAL SEWERAGE
AUTHORITY**

AUTHORITY BUDGET

FISCAL YEAR: FROM: JANUARY 1 TO: DECEMBER 31

It is hereby certified that the Authority Budget, including all schedules appended hereto, are a true copy of the Annual Budget and Capital Budget/Program approved by resolution by the governing body of the Manasquan River Regional Sewerage Authority, at an open public meeting held pursuant to N.J.A.C. 5:31-2.3, on the 21st day of October, 2015.

It is further certified that the recorded vote appearing in the resolution represents not less than a majority of the full membership of the governing body thereof.

Officer's Signature:	<i>Olga R McKenna</i>		
Name:	Olga R. McKenna		
Title:	Secretary		
Address:	P.O. Box 646 Farmingdale, NJ 07727		
Phone Number:	(732) 431-8185	Fax Number:	(732) 308-3833
E-mail address	mrrsa@optonline.net		

INTERNET WEBSITE CERTIFICATION

Authority's Web Address:	www.manasquanriverregionalsa.com
---------------------------------	----------------------------------

All authorities shall maintain either an Internet website or a webpage on the municipality's or county's Internet website. The purpose of the website or webpage shall be to provide increased public access to the authority's operations and activities. N.J.S.A. 40A:5A-17.1 requires the following items to be included on the Authority's website at a minimum for public disclosure. Check the boxes below to certify the Authority's compliance with N.J.S.A. 40A:5A-17.1.

- A description of the Authority's mission and responsibilities
- Commencing with 2013, the budgets for the current fiscal year and immediately preceding two prior years
- The most recent Comprehensive Annual Financial Report (Unaudited) or similar financial information
- Commencing with 2012, the annual audits of the most recent fiscal year and immediately two prior years
- The Authority's rules, regulations and official policy statements deemed relevant by the governing body of the authority to the interests of the residents within the authority's service area or jurisdiction
- Notice posted pursuant to the "Open Public Meetings Act" for each meeting of the Authority, setting forth the time, date, location and agenda of each meeting
- Beginning January 1, 2013, the approved minutes of each meeting of the Authority including all resolutions of the board and their committees; for at least three consecutive fiscal years
- The name, mailing address, electronic mail address and phone number of every person who exercises day-to-day supervision or management over some or all of the operations of the Authority
- A list of attorneys, advisors, consultants and any other person, firm, business, partnership, corporation or other organization which received any remuneration of \$17,500 or more during the preceding fiscal year for any service whatsoever rendered to the Authority.

It is hereby certified by the below authorized representative of the Authority that the Authority's website or webpage as identified above complies with the minimum statutory requirements of N.J.S.A. 40A:5A-17.1 as listed above. A check in each of the above boxes signifies compliance.


Name of Officer Certifying compliance

Brian J. Brach, P.E.

Title of Officer Certifying compliance

Executive Director

Signature

 10/21/15

2016 AUTHORITY BUDGET RESOLUTION

MANASQUAN RIVER REGIONAL SEWERAGE AUTHORITY

FISCAL YEAR: FROM: JANUARY 1 TO: DECEMBER 31

WHEREAS, the Annual Budget and Capital Budget for the Manasquan River Regional Sewerage Authority for the fiscal year beginning, January 1, 2016 and ending, December 31, 2016 has been presented before the governing body of the Manasquan River Regional Sewerage Authority at its open public meeting of October 21, 2015; and

WHEREAS, the Annual Budget as introduced reflects Total Revenues of \$13,536,677, Total Appropriations, including any Accumulated Deficit if any, of \$13,496,113 and Total Unrestricted Net Position utilized of \$0; and

WHEREAS, the Capital Budget as introduced reflects Total Capital Appropriations of \$4,920,000 and Total Unrestricted Net Position planned to be utilized as funding thereof, of \$0; and

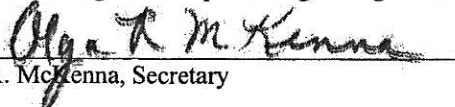
WHEREAS, the schedule of rates, fees and other charges in effect will produce sufficient revenues, together with all other anticipated revenues to satisfy all obligations to the holders of bonds of the Authority, to meet operating expenses, capital outlays, debt service requirements, and to provide for such reserves, all as may be required by law, regulation or terms of contracts and agreements; and

WHEREAS, the Capital Budget/Program, pursuant to N.J.A.C. 5:31-2, does not confer any authorization to raise or expend funds; rather it is a document to be used as part of the said Authority's planning and management objectives. Specific authorization to expend funds for the purposes described in this section of the budget, must be granted elsewhere; by bond resolution, by a project financing agreement, by resolution appropriating funds from the Renewal and Replacement Reserve or other means provided by law.

NOW, THEREFORE BE IT RESOLVED, by the governing body of the Manasquan River Regional Sewerage Authority, at an open public meeting held on October 21, 2015 that the Annual Budget, including all related schedules, and the Capital Budget/Program of the Manasquan River Regional Sewerage Authority for the fiscal year beginning, January 1, 2016 and ending, December 31, 2016 is hereby approved; and

BE IT FURTHER RESOLVED, that the anticipated revenues as reflected in the Annual Budget are of sufficient amount to meet all proposed expenditures/expenses and all covenants, terms and provisions as stipulated in the said Authority's outstanding debt obligations, capital lease arrangements, service contracts, and other pledged agreements; and

BE IT FURTHER RESOLVED, that the governing body of the Manasquan River Regional Sewerage Authority will consider the Annual Budget and Capital Budget/Program for adoption on December 9, 2015.


Olga R. McKenna, Secretary

October 21, 2015
(Date)

Moved by Mr. Gatto, Seconded by Mrs. DeSarno.

Governing Body Member:	Recorded Vote			Absent
	Aye	Nay	Abstain	
Mr. Daly				x
Mrs. DeSarno	x			
Mr. Gartz				x
Mr. Gatto	x			
Mr. Golub	x			
Mrs. McKenna	x			
Mr. Morgan	x			
Mr. Savino	x			
Mr. Wilson	x			
Mr. Tantillo	x			


2016 ADOPTION CERTIFICATION

**MANASQUAN RIVER REGIONAL SEWERAGE
AUTHORITY**

AUTHORITY BUDGET

FISCAL YEAR: FROM: JANUARY 1 TO: DECEMBER 31

It is hereby certified that the Authority Budget and Capital Budget/Program annexed hereto is a true copy of the Budget adopted by the governing body of the Manasquan River Regional Sewerage Authority, pursuant to N.J.A.C. 5:31-2.3, on the 9th day of, December, 2015.

Officer's Signature:			
Name:	Olga R. McKenna		
Title:	Secretary		
Address:	P.O. Box 646 Farmingdale, NJ 07727		
Phone Number:	(732) 431-8185	Fax Number:	(732) 308-3833
E-mail address	mrrsa@optonline.net		

2016 ADOPTED BUDGET RESOLUTION

MANASQUAN RIVER REGIONAL SEWERAGE AUTHORITY

FISCAL YEAR: FROM: JANUARY 1 TO: DECEMBER 31

WHEREAS, the Annual Budget and Capital Budget/Program for the Manasquan River Regional Sewerage Authority for the fiscal year beginning January 1, 2016 and ending, December 31, 2016 has been presented for adoption before the governing body of the Manasquan River Regional Sewerage Authority at its open public meeting of December 9, 2015; and

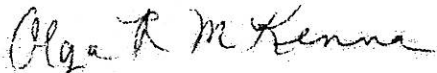
WHEREAS, the Annual Budget and Capital Budget as presented for adoption reflects each item of revenue and appropriation in the same amount and title as set forth in the introduced and approved budget, including all amendments thereto, if any, which have been approved by the Director of the Division of Local Government Services; and

WHEREAS, the Annual Budget as presented for adoption reflects Total Revenues of \$13,536,677, Total Appropriations, including any Accumulated Deficit, if any, of \$13,496,113 and Total Unrestricted Net Position utilized of \$0; and

WHEREAS, the Capital Budget as presented for adoption reflects Total Capital Appropriations of \$4,920,000 and Total Unrestricted Net Position planned to be utilized of \$0; and

NOW, THEREFORE BE IT RESOLVED, by the governing body of Manasquan River Regional Sewerage Authority, at an open public meeting held on December 9, 2015 that the Annual Budget and Capital Budget/Program of the Manasquan River Regional Sewerage Authority for the fiscal year beginning, January 1, 2016 and, ending, December 31, 2016 is hereby adopted and shall constitute appropriations for the purposes stated; and

BE IT FURTHER RESOLVED, that the Annual Budget and Capital Budget/Program as presented for adoption reflects each item of revenue and appropriation in the same amount and title as set forth in the introduced and approved budget, including all amendments thereto, if any, which have been approved by the Director of the Division of Local Government Services.



Olga R. McKenna, Secretary

December 9, 2015
(Date)

Moved by Mr. Gartz, Seconded by Mr. Gatto.

Governing Body Member:	Recorded Vote			
	Aye	Nay	Abstain	Absent
Mr. Daly				x
Mrs. DeSarno	x			
Mr. Gartz	x			
Mr. Gatto	x			
Mr. Golub				x
Mrs. McKenna	x			
Mr. Morgan	x			
Mr. Savino	x			
Mr. Wilson	x			
Mr. Tantillo	x			

2016 AUTHORITY BUDGET

Narrative and Information Section

2016 AUTHORITY BUDGET MESSAGE & ANALYSIS

MANASQUAN RIVER REGIONAL SEWERAGE AUTHORITY

AUTHORITY BUDGET

FISCAL YEAR: FROM: JANUARY 1 TO: DECEMBER 31

Answer all questions below. Attach additional pages and schedules as needed.

1. Complete a brief statement on the 2016 proposed Annual Budget and make comparison to the 2015 adopted budget for each operation. Explain any variances over +/-10% for each line item by operation. Explanations of variances should include a description of the reason for the increase/decrease in the budgeted line item, not just an indication of the amount and percent of the change. Attach any supporting documentation that will help to explain the reason for the increase/decrease in the budgeted line item. For example, if anticipated service charges have increased 15% due to an increase in rates, provide a copy of the resolution authorizing the rate increase.

The Authority has experienced several significant Administrative and Operational changes over the past 12-months and this year's Budget for Regional Sewer operations is a reflection of these modifications. Overall, the 2016 Budget represents a 2.1% decrease in revenues and 0.3% decrease in appropriations from the 2015 Adopted Budget and does not utilize any Unrestricted Retained Earnings for balancing purposes. The decreases are largely due to lower projected wastewater flows, as provided by the Authority's Engineer, as well as several cost savings measures implemented by the Authority's Board.

The proposed 2016 Budget provides the Authority the ability to continue to provide cost effective service to our Member Municipalities, while placing an emphasis on capital objectives.

2. Complete a brief statement on the impact the proposed Annual Budget will have on Anticipated Revenues, especially service charges and on the general purpose/component unit financial statements. Explain significant increases or decreases, if any. An increase or decrease is considered significant if it is over +/-10% from the current year adopted budget.

A decrease in both projected wastewater flows and anticipated connection fees throughout the Authority's service territory during 2016 has resulted in an anticipated \$287,171 decrease (-2.1%) in overall revenues. Although there will be a corresponding reduction in appropriations related to OCUA service charges, operational costs need to be recovered with less projected wastewater flow. As service charges and connection fees are essentially the Authority's only means of significant revenue, the Budget has anticipated a minimal 2.0% increase in the 2016 Bulk Rate to compensate for revenue loss. The Bulk Rate increase is necessary not only to support the operational aspects of Authority operation but to maintain the long term capital objectives, as well.

Personnel changes in both the Administration and Operations functions of the Authority have resulted in cost savings related to salary, wages and fringe benefits of \$227,594 compared to the 2015 Adopted Budget. Lower projected wastewater flows have resulted in less anticipated service charges from the Ocean County Utilities Authority (OCUA) and the Authority is anticipating a 10% savings in electrical costs due to participation in a reverse online auction through EMEX for the generation portion of our electric bill.

Several administrative and operational line item increases have been proposed as a result of a chemical program to reduce odors and corrosion at the discharge of the Authority's Route 9 Force Main, information technology (IT) related upgrades and minimal capital outlays for equipment replacement from the operational budget. The largest increase proposed is the funding of the Renewal and Replacement line item with an additional \$350,000, which reflects the Authority's prioritization of capital planning objectives.

The proposed 2016 Budget balances the current needs of the operational budget with the future needs of the Authority's Capital Improvement Program (CIP), while minimizing the effect on the rate payers.

3. Describe the state of the local/regional economy and how it may impact the proposed Annual Budget, including the planned Capital Budget/Program.

The local economy is showing signs of improvement and several large scale development projects, which could be a potential source of revenue through connection fees, are being tracked within Freehold Township and Howell Township. Under the proposed 2016 Budget, anticipated connection fees from development are earmarked to fund a large portion of the Authority's Renewal and Replacement line item.

However, by and large, the Authority's service territory within Freehold Borough, Farmingdale Borough and Wall Township are fully developed and connection fee related revenue from these areas are not being considered as a consistent source of future revenue. As Freehold Township and Howell Township continue to grow and reach build-out over the next decade, the Authority is anticipating a gradual decline in the collection of annual connection fees. The 2016 Budget takes this into consideration and is the beginning of long term budgetary planning by the Authority to stabilize user rates and fund the capital program, while continually assuming less revenue from connection fees.

4. Describe the reasons for utilizing Unrestricted Net Position in the proposed Annual Budget, i.e. rate stabilization, debt service reduction, to balance the budget, etc. If the Authority's budget anticipates a use of Unrestricted Net Position, this question must be answered.

N/A

5. Identify any sources of funds transferred to the County/Municipality as a budget subsidy or a shared service and explain the reason for the transfer (i.e.: to balance the County/Municipality budget, etc.).

N/A

6. The proposed budget must not reflect an anticipated deficit from 2016 operations. If there exists an accumulated deficit from prior years' budgets (and funding is included in the proposed budget as a result of a prior deficit) explain the funding plan to eliminate said deficit (N.J.S.A. 40A:5A-12). If the Authority has a net deficit reported in its most recent audit, it must provide a deficit reduction plan in response to this question.

N/A

7. Attach a schedule of the Authority's existing rate structure (connection fees, parking fees, service charges, etc.) and a schedule of the proposed rate structure for the upcoming fiscal year. Explain any proposed changes in the rate structure and attach the resolution approving the change in the rate structure, if applicable.

A copy of the 2015/2016 Manasquan River Regional Sewerage Authority Fee Schedule is attached. A Public Hearing for the 2016 proposed Bulk Rate was held during the Authority's December 9, 2015 Public Meeting. The Authority's Board of Commissioners approved a 2.0% bulk rate increase from \$5,261/MG to \$5,366/MG under Resolution No. 2015-79. A copy of the resolution has been attached for reference.

8. Attach a copy of the Authority's most recent Annual Operating Data submission to the Municipal Securities Rulemaking Board's Electronic Municipal Marketplace Access (EMMA) under the Authority's Continuing Disclosure Agreements for any debt issuances outstanding. Examples of Annual Operating Data may include sewer and water billings; parking rents and collections; number of customers; number of available parking spaces; etc. See Local Finance Notice 2014-9 for more information.

Please see attached.

RESOLUTION NO. 2015-79
MANASQUAN RIVER REGIONAL SEWERAGE AUTHORITY

ESTABLISHING 2016 MRRSA BULK RATE OF \$5,366/MG AND CORRESPONDING REVISION
TO SCHEDULE "A" OF RULES AND REGULATIONS

AUTHORITY MEETING DATE: December 9, 2015

WHEREAS, N.J.S.A. 40:14A-1 et seq. permits Authorities to prescribe a schedule of service charges (referred to as the Authority's "Bulk Rate"); and

WHEREAS, the Statute stipulates that the schedule of service charges shall at all times be adequate to pay all expenses of operation and maintenance of the sewerage system, including reserves, insurance, extensions, and replacements, and to pay punctually the principal and interest on any bonds and to maintain such reserves or sinking funds therefore as may be required or deemed necessary by the Authority; and

WHEREAS, in accordance with N.J.S.A. 40:14A-8(c), a Public Hearing was held on December 9, 2015 to solicit input on adjustment of the Authority's Bulk Rate; and

WHEREAS, adequate notice of this hearing was published in the Asbury Park Press and Star Ledger on February 27, 2015; and

WHEREAS, the Clerks within each of the Authority's five (5) Member Municipalities were given advance written notice of more than 20-calendar days by certified letter dated November 6, 2015; and

WHEREAS, after hearing testimony at this Public Hearing, the Commissioners of the Manasquan River Regional Sewerage Authority have determined that in accordance with N.J.S.A. 40:14A-8, it is in the best interest of the Authority, its Member Municipalities and their customers to adjust the Authority's Bulk Rate to \$5,366 per million gallons of wastewater conveyed for 2016; and

NOW, THEREFORE BE IT RESOLVED, by the Commissioners of the Manasquan River Regional Sewerage Authority, that Schedule "A" (see attached) of the Authority's Rules and Regulations be revised to provide a Bulk Rate of \$5,366 per million gallons of wastewater discharged into its system by its Member Municipalities; and

BE IT FURTHER RESOLVED, that all Commissioners do hereby certify, upon voting upon this Resolution, that they have, in fact, reviewed the modifications to the Rules and Regulations and find the Bulk Rate adjustment to be necessary and reasonable; and

BE IT FURTHER RESOLVED, that the Bulk Rate fee shall become effective as of January 1, 2016; and

BE IT FINALLY RESOLVED, that a certified true copy of these modifications be forwarded to each of the Authority's Member Municipalities, as well as any other interested party.

Moved by Mr. Gatto, seconded by Mr. Gartz.

ROLL CALL:

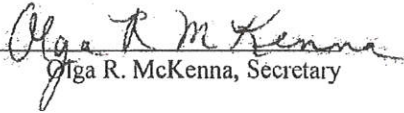
AYES: Mrs. DeSarno, Mr. Gartz, Mr. Gatto, Mrs. McKenna, Mr. Morgan, Mr. Savino, Mr. Wilson,
Mr. Tantillo

NAYS:

ABSTAIN: Mr. Daly, Mr. Golub

ABSENT:

I HEREBY CERTIFY the foregoing to be a true copy of a Resolution adopted by the
Manasquan River Regional Sewerage Authority at its meeting on the 9th day of December, 2015.



Olga R. McKenna, Secretary

MANASQUAN RIVER REGIONAL SEWERAGE AUTHORITY
RULES AND REGULATIONS

2015/2016 FEE SCHEDULE*

SCHEDULE "A": PARTICIPANT USER CHARGE:
The flow charge fee rate for Participants is \$ 5,366.00 per MG effective January 1, 2016 to December 31, 2016; to be reviewed and revised annually.

SCHEDULE "B": SURCHARGES:
Currently, the MRRSA is not imposing a surcharge fee, other than a direct pass on of surcharges imposed by the OCUA pursuant to Section 7.02 of these Rules and Regulations.

PLEASE NOTE: Separate checks are required for Schedule "C" and Schedule "D"

SCHEDULE "C": NON-REFUNDABLE FEES:

- Application Filing (commercial, multi-unit residential of two (2) or more dwelling units and industrial uses)\$625.00 per filing
- Application Filing (single family - residence – new non-development residence and conversion of existing residence from septic connecting to existing Participant sewer line) \$50.00 per filing
- Application Extension Filing\$250.00 per filing
- Re-Application Filing\$625.00 per filing
- Connection Fee \$ 1,900.00 per EDU
(Minimum connection fee for a new residential or non-residential unit is 1 EDU)
- USEPA Waiver Application\$200.00 per filing
- Review and endorsement for regulatory approval of projects, which are non-sewer extension related and not covered by the above application fees \$200.00 per review
- Returned check fee.....\$40.00 per check

SCHEDULE "D": ESCROW DEPOSITS:

- Residential Developments with two 2 or less equivalent dwelling units..... \$1,500.00
- Residential, Commercial and/or Industrial Developments up to 91 equivalent dwelling units (other than above)..... \$3,000.00
- Residential, Commercial and/or Industrial Developments in excess of 91 equivalent dwelling units \$3,000.00 + \$33.00 per additional EDU

ADDITIONAL ESCROWS, AS APPLICABLE

- Developments which require a USEPA Mapping Waiver.....\$1,500.00

- Direct physical connection engineering inspection fees \$2,000 per connection

- Miscellaneous and informal reviews..... Appropriate amount determined by the MRRSA Executive Director based upon the estimated amount of time and work required

***Note to Schedule "D": Applicants will be notified of any deficiency in the amount of the escrow deposit if the actual engineering, attorney and administrative fees that the Authority incurred exceeds the amount of the initial escrow deposit. The Authority shall notify the Applicant of the additional amount required to fund the escrow deposit in an amount that the Authority projects the additional costs and fees incurred by the Authority will be. The Applicant must deposit the additional escrow with the Authority within fourteen days after receiving notice from the Authority. Further processing of the application will not occur until the additional escrow fees have been deposited with the Authority.*

The definition of an equivalent dwelling unit (EDU) is herewith defined to be the same as "the equivalent unit" set forth in Section 3.13, 3.13.A and 3.13.B of the Rules and Regulations.

**PLEASE NOTE: All fees are subject to review and change. Please contact the Authority at (732) 431-8185 prior to remittance.*

EFFECTIVE: July 16, 2015

3.13 “Equivalent Dwelling Unit” shall mean the equivalent wastewater flow from one three bedroom single family dwelling unit and shall be applied to residential, industrial, commercial and other users at an average rate of 300 gallons per day.

3.13.A. “Equivalent Dwelling Unit - Non-Residential Calculation” The Authority’s Engineer shall determine the equivalent wastewater flow from the proposed non-residential use by reference to the NJDEP flow standards published within N.J.A.C. 7:14A-23.3 where available; or based upon comparable use flows as determined by the Authority’s Engineer using the best available information. The amount of flow determined in gallons per day shall be divided by 300 to determine the number of Equivalent Dwelling Units of sewage to be used to calculate connection fees.

3.13.B. “Equivalent Dwelling Unit – Residential Calculation” shall be based upon the number of bedrooms proposed for each residential dwelling. In computing the equivalent wastewater flow from a proposed residential use to be used to calculate connection fees, the following adjustments shall be made where 1 EDU as defined above equates to 300 gallons per day:

1. Residential dwellings with one bedroom shall be equivalent to 0.50 EDU
2. Residential dwellings with two bedrooms shall be equivalent to 0.75 EDU
3. Residential dwellings with three or four bedrooms shall be equivalent to 1.0 EDU
4. Residential dwellings with more than four bedrooms shall be equivalent to 1.25 EDU

Where a residential dwelling contains more than three bathrooms, and/or more than one kitchen area, and/or more than one laundry area, or provides for some other use on the residential property which will cause additional sewerage flow; the Authority’s Engineer shall determine the reasonable amount of additional equivalent sewer usage to be added to the EDU’s determined above.

From: EMMANotifications@msrb.org
To: [Heather Litzebauer](#)
Subject: Published Submission Confirmation
Date: Monday, June 29, 2015 12:05:08 PM

Your Continuing Disclosure Submission has been published.

SubmissionId: ER714047

Disclosure Type: FINANCIAL/OPERATING FILING

Failure to Provide Annual Financial Information as Required: Manasquan River Reg Sewerage Auth Failure to File on Time 2013 for the year ended 12/31/2013

Document Name: Financial Operating Filing dated 06/29/2015

Failure to File Notice - MCIA 2013A Bonds.pdf posted 06/29/2015 11:55:06 AM

The following Issuers are associated with this Continuing Disclosure Submission:

CUSIP6	State	Issuer Name
60956P	NJ	MONMOUTH CNTY N J IMPT AUTH REV

The following 27 Securities have been published with this Continuing Disclosure Submission:

Security: CUSIP - 60956PGY2, Maturity Date - 08/01/2014
Security: CUSIP - 60956PGZ9, Maturity Date - 08/01/2015
Security: CUSIP - 60956PHA3, Maturity Date - 08/01/2016
Security: CUSIP - 60956PHB1, Maturity Date - 08/01/2017
Security: CUSIP - 60956PHC9, Maturity Date - 08/01/2018
Security: CUSIP - 60956PHD7, Maturity Date - 08/01/2019
Security: CUSIP - 60956PHE5, Maturity Date - 08/01/2020
Security: CUSIP - 60956PHF2, Maturity Date - 08/01/2021
Security: CUSIP - 60956PHG0, Maturity Date - 08/01/2022
Security: CUSIP - 60956PHH8, Maturity Date - 08/01/2023
Security: CUSIP - 60956PHJ4, Maturity Date - 08/01/2024
Security: CUSIP - 60956PHK1, Maturity Date - 08/01/2025
Security: CUSIP - 60956PHL9, Maturity Date - 08/01/2026
Security: CUSIP - 60956PHM7, Maturity Date - 08/01/2027
Security: CUSIP - 60956PHN5, Maturity Date - 08/01/2028
Security: CUSIP - 60956PHP0, Maturity Date - 08/01/2029
Security: CUSIP - 60956PHQ8, Maturity Date - 08/01/2030
Security: CUSIP - 60956PHR6, Maturity Date - 08/01/2031
Security: CUSIP - 60956PHS4, Maturity Date - 08/01/2033
Security: CUSIP - 60956PHT2, Maturity Date - 07/15/2013
Security: CUSIP - 60956PHU9, Maturity Date - 07/15/2014
Security: CUSIP - 60956PHV7, Maturity Date - 07/15/2015
Security: CUSIP - 60956PHW5, Maturity Date - 07/15/2016
Security: CUSIP - 60956PHX3, Maturity Date - 07/15/2017
Security: CUSIP - 60956PHY1, Maturity Date - 07/15/2018
Security: CUSIP - 60956PHZ8, Maturity Date - 07/15/2019
Security: CUSIP - 60956PJA1, Maturity Date - 07/15/2020

**2015 Authority Budget Message and Analysis
Page N-1(c); Question No. 8**

Please follow the link to view this submission:

<http://emma.msrb.org/ContinuingDisclosureView/ContinuingDisclosureDetails.aspx?submissionId=ER714047>

Please follow the link to make changes to this submission:

<http://dataport.emma.msrb.org/AboutDataport.aspx>

PLEASE DO NOT REPLY. This is a system-generated e-mail. If you need assistance please contact the MSRB at 703-797-6668 or you may obtain more information at www.msrb.org.

From: EMMANotifications@msrb.org
To: [Heather Litzebauer](#)
Subject: Published Submission Confirmation
Date: Monday, June 29, 2015 11:45:16 AM

Your Continuing Disclosure Submission has been published.

SubmissionId: ER713953

Disclosure Type: FINANCIAL/OPERATING FILING
Audited Financial Statements or CAFR (Rule 15c2-12): Manasquan River Regional Sewerage Authority 2014
CAFR for the year ended 12/31/2014

Document Name: Financial Operating Filing dated 06/29/2015
MRRSA 2014 CAFR.pdf posted 06/29/2015 11:38:16 AM

The following Issuers are associated with this Continuing Disclosure Submission:

CUSIP6	State	Issuer Name
60956P	NJ	MONMOUTH CNTY N J IMPT AUTH REV

The following 27 Securities have been published with this Continuing Disclosure Submission:

Security: CUSIP - 60956PGY2, Maturity Date - 08/01/2014
Security: CUSIP - 60956PGZ9, Maturity Date - 08/01/2015
Security: CUSIP - 60956PHA3, Maturity Date - 08/01/2016
Security: CUSIP - 60956PHB1, Maturity Date - 08/01/2017
Security: CUSIP - 60956PHC9, Maturity Date - 08/01/2018
Security: CUSIP - 60956PHD7, Maturity Date - 08/01/2019
Security: CUSIP - 60956PHE5, Maturity Date - 08/01/2020
Security: CUSIP - 60956PHF2, Maturity Date - 08/01/2021
Security: CUSIP - 60956PHG0, Maturity Date - 08/01/2022
Security: CUSIP - 60956PHH8, Maturity Date - 08/01/2023
Security: CUSIP - 60956PHJ4, Maturity Date - 08/01/2024
Security: CUSIP - 60956PHK1, Maturity Date - 08/01/2025
Security: CUSIP - 60956PHL9, Maturity Date - 08/01/2026
Security: CUSIP - 60956PHM7, Maturity Date - 08/01/2027
Security: CUSIP - 60956PHN5, Maturity Date - 08/01/2028
Security: CUSIP - 60956PHP0, Maturity Date - 08/01/2029
Security: CUSIP - 60956PHQ8, Maturity Date - 08/01/2030
Security: CUSIP - 60956PHR6, Maturity Date - 08/01/2031
Security: CUSIP - 60956PHS4, Maturity Date - 08/01/2033
Security: CUSIP - 60956PHT2, Maturity Date - 07/15/2013
Security: CUSIP - 60956PHU9, Maturity Date - 07/15/2014
Security: CUSIP - 60956PHV7, Maturity Date - 07/15/2015
Security: CUSIP - 60956PHW5, Maturity Date - 07/15/2016
Security: CUSIP - 60956PHX3, Maturity Date - 07/15/2017
Security: CUSIP - 60956PHY1, Maturity Date - 07/15/2018
Security: CUSIP - 60956PHZ8, Maturity Date - 07/15/2019
Security: CUSIP - 60956PJA1, Maturity Date - 07/15/2020

Please follow the link to view this submission:

<http://emma.msrb.org/ContinuingDisclosureView/ContinuingDisclosureDetails.aspx?submissionId=ER713953>

Please follow the link to make changes to this submission:

<http://dataport.emma.msrb.org/AboutDataport.aspx>

PLEASE DO NOT REPLY. This is a system-generated e-mail. If you need assistance please contact the MSRB at 703-797-6668 or you may obtain more information at www.msrb.org.

AUTHORITY CONTACT INFORMATION 2016

Please complete the following information regarding this Authority. All information requested below must be completed.

Name of Authority:	Manasquan River Regional Sewerage Authority		
Federal ID Number:	22-1970216		
Address:	P.O. Box 646		
City, State, Zip:	Farmingdale	NJ	0727
Phone: (ext.)	(732) 431-8185	Fax:	(732) 303-3833

Preparer's Name:	William E. Antonides, Jr.		
Preparer's Address:	2807 Hurley Pond Road P.O. Box 1137		
City, State, Zip:	Wall	NJ	07719
Phone: (ext.)	(732) 681-0980	Fax:	(732) 681-4033
E-mail:	antonidescpa@monmouth.com		

Chief Executive Officer:	Brian J. Brach, P.E.		
Phone: (ext.)	(732) 431-8185	Fax:	(732) 303-3833
E-mail:	mrrsabrian@gmail.com		

Chief Financial Officer:	Donald F. Hill, CPA		
Phone: (ext.)	(732) 431-8185	Fax:	(732) 303-3833
E-mail:	mrrsador@aol.com		

Name of Auditor:	Frank B. Holman, III		
Name of Firm:	Holman Frenia Allison, P.C.		
Address:	680 Hooper Avenue Building B, Suite 201		
City, State, Zip:	Toms River	NJ	07719
Phone: (ext.)	(732) 797-1333	Fax:	
E-mail:	fholman@hfacpas.com		

AUTHORITY INFORMATIONAL QUESTIONNAIRE

MANASQUAN RIVER REGIONAL SEWERAGE AUTHORITY

FISCAL YEAR: FROM: JANUARY 1 TO: DECEMBER 31

Answer all questions below completely and attach additional information as required.

- 1) Provide the number of individuals employed in calendar year 2014 as reported on the Authority's Form W-3, Transmittal of Wage and Tax Statements: 27
- 2) Provide the amount of total salaries and wages for calendar year 2014 as reported on the Authority's Form W-3, Transmittal of Wage and Tax Statements: \$1,108,162
- 3) Provide the number of regular voting members of the governing body: 10
- 4) Provide the number of alternate voting members of the governing body: 0
- 5) Did any person listed on Page N-4 have a family or business relationship with any other person listed on Page N-4 during the current fiscal year? **NO** *If "yes," attach a description of the relationship including the names of the individuals involved and their positions at the Authority.*
- 6) Did all individuals that were required to file a Financial Disclosure Statement for the current fiscal year because of their relationship with the Authority file the form as required? **YES** *If "no," provide a list of those individuals who failed to file a Financial Disclosure Statement and an explanation as to the reason for their failure to file.*
- 7) Does the Authority have any amounts receivable from current or former commissioners, officers, key employees or highest compensated employees? **NO** *If "yes," attach a list of those individuals, their position, the amount receivable, and a description of the amount due to the Authority.*
- 8) Was the Authority a party to a business transaction with one of the following parties:
 - a. A current or former commissioner, officer, key employee, or highest compensated employee? **NO**
 - b. A family member of a current or former commissioner, officer, key employee, or highest compensated employee? **NO**
 - c. An entity of which a current or former commissioner, officer, key employee, or highest compensated employee (or family member thereof) was an officer or direct or indirect owner? **NO***If the answer to any of the above is "yes," attach a description of the transaction including the name of the commissioner, officer, key employee, or highest compensated employee (or family member thereof) of the Authority; the name of the entity and relationship to the individual or family member; the amount paid; and whether the transaction was subject to a competitive bid process.*
- 9) Did the Authority during the most recent fiscal year pay premiums, directly or indirectly, on a personal benefit contract? A personal benefit contract is generally any life insurance, annuity, or endowment contract that benefits, directly or indirectly, the transferor, a member of the transferor's family, or any other person designated by the transferor. **NO** *If "yes," attach a description of the arrangement, the premiums paid, and indicate the beneficiary of the contract.*
- 10) Explain the Authority's process for determining compensation for all persons listed on Page N-4. Include whether the Authority's process includes any of the following: 1) review and approval by the commissioners or a committee thereof; 2) study or survey of compensation data for comparable positions in similarly sized entities; 3) annual or periodic performance evaluation; 4) independent compensation consultant; and/or 5) written employment contract. **SEE ATTACHED NARRATIVE.**
- 11) Did the Authority pay for meals or catering during the current fiscal year? **YES** *If "yes," attach a detailed list of all meals and/or catering invoices for the current fiscal year and provide an explanation for each expenditure listed **SEE ATTACHED NARRATIVE.***
- 12) Did the Authority pay for travel expenses for any employee or individual listed on Page N-4? **YES** *If "yes," attach a detailed list of all travel expenses for the current fiscal year and provide an explanation for each expenditure listed **SEE ATTACHED NARRATIVE.***

AUTHORITY INFORMATIONAL QUESTIONNAIRE (CONTINUED)

MANASQUAN RIVER REGIONAL SEWERAGE AUTHORITY

FISCAL YEAR: FROM: JANUARY 1 TO: DECEMBER 31

- 13) Did the Authority provide any of the following to or for a person listed on Page N-4 or any other employee of the Authority:
- a. First class or charter travel **NO**
 - b. Travel for companions **NO**
 - c. Tax indemnification and gross-up payments **NO**
 - d. Discretionary spending account **NO**
 - e. Housing allowance or residence for personal use **NO**
 - f. Payments for business use of personal residence **NO**
 - g. Vehicle/auto allowance or vehicle for personal use **NO**
 - h. Health or social club dues or initiation fees **NO**
 - i. Personal services (i.e.: maid, chauffeur, chef) **NO**
- If the answer to any of the above is "yes," attach a description of the transaction including the name and position of the individual and the amount expended.*
- 14) Did the Authority follow a written policy regarding payment or reimbursement for expenses incurred by employees and/or commissioners during the course of Authority business and does that policy require substantiation of expenses through receipts or invoices prior to reimbursement? **YES** *If "no," attach an explanation of the Authority's process for reimbursing employees and commissioners for expenses.*
- 15) Did the Authority make any payments to current or former commissioners or employees for severance or termination? **NO** *If "yes," attach explanation including amount paid.*
- 16) Did the Authority make any payments to current or former commissioners or employees that were contingent upon the performance of the Authority or that were considered discretionary bonuses? **NO** *If "yes," attach explanation including amount paid.*
- 17) Did the Authority comply with its Continuing Disclosure Agreements for all debt issuances outstanding by submitting its audited annual financial statements, annual operating data, and notice of material events to the Municipal Securities Rulemaking Board's Electronic Municipal Marketplace Access (EMMA) as required? **YES** *If "no," attach a description of the Authority's plan to ensure compliance with its Continuing Disclosure Agreements in the future.*
- 18) Did the Authority receive any notices from the Department of Environmental Protection or any other entity regarding maintenance or repairs required to the Authority's systems to bring them into compliance with current regulations and standards that it has not yet taken action to remediate? **NO** *If "yes," attach explanation as to why the Authority has not yet undertaken the required maintenance or repairs and describe the Authority's plan to address the conditions identified.*
- 19) Did the Authority receive any notices of fines or assessments from the Department of Environmental Protection or any other entity due to noncompliance with current regulations (i.e.: sewer overflow, etc.)? **NO** *If "yes," attach a description of the event or condition that resulted in the fine or assessment and indicate the amount of the fine or assessment.*

AUTHORITY INFORMATIONAL QUESTIONNAIRE (CONTINUED)

MANASQUAN RIVER REGIONAL SEWERAGE AUTHORITY

FISCAL YEAR: FROM: JANUARY 1 TO: DECEMBER 31

NARRATIVE

10) Explain the Authority's process for determining compensation for all persons listed on Page N-4.

Commissioner's compensation attributed to the Manasquan River Regional Sewerage Authority (MRRSA) as reported on Page N-4 is governed by concurrent Municipal ordinances, which set parameters for Commissioner's salaries. The parallel ordinances of the MRRSA's five (5) Member Municipalities provide for an annual increase that is tied to the Implicit Price Deflator Index ("Municipal Index Cap"). Increases in Commissioner's salaries is discussed by both the Finance Committee and the Board as a whole, prior to approval. A resolution is adopted providing for whichever action the Board takes with regards to these salaries.

The Authority's process for determining compensation for those reported on N-4 other than the Commissioners involves a detailed review and recommendation by the Personnel Committee. The Personnel Committee convenes and discusses potential salary increases as they relate to the Authority as a whole. Compensation data for comparable positions in similarly sized Authorities, performance evaluations and employment contracts (if any), are all tools used by the Personnel Committee in developing their recommendation.

11) Did the Authority pay for meals or catering during the current fiscal year?

The Authority paid for the following meals during 2015:

1. \$96.20 for lunch for emergency response effort at the Upper Manasquan Pump Station (8/9/15).
2. \$8.99 for breakfast for emergency response effort at the Upper Manasquan Pump Station (8/13/15).
3. \$58.99 for lunch at the Finance Committee Budget Workshop meeting (10/1/15).
4. \$100.30 for lunch at the Authority's 2016 Open Enrollment Meeting (11/5/15).

12) Did the Authority pay for travel expenses for any employee or individual listed on Page N-4?

The Authority paid \$124.70 for a 1-night stay at Bally's Hotel for Brian Brach, Executive Director, to attend the NJWEA's Annual Conference in Atlantic City on May 13, 2015.

The Authority paid \$114.00/each for a 1-night stay at Caesar's Hotel for Brian Brach, Executive Director and Mary DeSarno, Wall Township Commissioner, to attend the Association of Environmental Authorities' Annual Conference in Atlantic City on November 18, 2015.

**AUTHORITY SCHEDULE OF COMMISSIONERS, OFFICERS, KEY EMPLOYEES,
HIGHEST COMPENSATED EMPLOYEES AND INDEPENDENT CONTRACTORS**

**MANASQUAN RIVER REGIONAL SEWERAGE
AUTHORITY**

FISCAL YEAR: FROM: JANUARY 1 TO: DECEMBER 31

Complete the attached table for all persons required to be listed per #1-4 below.

- 1) List all of the Authority's current commissioners and officers and amount of compensation from the Authority and any other public entities as defined below. Enter zero if no compensation was paid.
- 2) List all of the Authority's key employees and highest compensated employees other than a commissioner or officer as defined below and amount of compensation from the Authority and any other public entities.
- 3) List all of the Authority's former officers, key employees and highest compensated employees who received more than \$100,000 in reportable compensation from the Authority and any other public entities during the most recent fiscal year completed.
- 4) List all of the Authority's former commissioners who received more than \$10,000 in reportable compensation from the Authority and any other public entities during the most recent fiscal year completed.

Commissioner: A member of the governing body of the authority with voting rights. Include alternates for purposes of this schedule.

Officer: A person elected or appointed to manage the authority's daily operations at any time during the year, such as the chairperson, vice-chairperson, secretary, or treasurer. For the purposes of this schedule, treat the authority's top management official and top financial official as officers. A member of the governing body may be both a commissioner and an officer for the purposes of this schedule.

Key employee: An employee or independent contractor of the authority (other than a commissioner or officer) who meets both of the following criteria:

- a) The individual received reportable compensation from the authority and other public entities in excess of \$150,000 for the most recent fiscal year completed; and
- b) The individual has responsibilities or influence over the authority as a whole or has power to control or determine 10% or more of the authority's capital expenditures or operating budget.

Highest compensated employee: One of the five highest compensated employees or independent contractors of the authority other than current commissioners, officers, or key employees whose aggregate reportable compensation from the authority and other public entities is greater than \$100,000 for the most recent fiscal year completed.

Compensation: All forms of cash and non-cash payments or benefits provided in exchange for services, including salaries and wages, bonuses, severance payments, deferred payments, retirement benefits, fringe benefits, and other financial arrangements or transactions such as personal vehicles, meals, housing, personal and family education benefits, below-market loans, payment of personal or family travel, entertainment, and personal use of the Authority's property. Compensation includes payments and other benefits provided to both employees and independent contractors in exchange for services.

Reportable compensation: The aggregate compensation that is reported (or is required to be reported) on Form W-2, box 1 or 5, whichever amount is greater, and/or Form 1099-MISC, box 7, for the most recent calendar year ended 60 days before the start of the proposed budget year. For example, for fiscal years ending December 31, 2016, the calendar year 2014 W-2 and 1099 should be used (60 days prior to start of budget year is November 1, 2015, with 2014 being the most recent calendar year ended), and for fiscal years ending June 30, 2017, the calendar year 2015 W-2 and 1099 should be used (60 days prior to start of budget year is May 1, 2016, with 2015 being the most recent calendar year ended).

Other Public Entity: Any municipality, county, local authority, fire district, or other government unit, regardless of whether it is related in any way to the Authority either by function or by physical location.

Authority Schedule of Commissioners, Officers, Key Employees, Highest Compensated Employees and Independent Contractors (Continued)

For the Period January 1, 2016 to **Manasquan River Regional Sewerage Authority** to December 31, 2016

Name	Title	Average Hours per Week Dedicated to Position	Position				Reportable Compensation from Authority (W-2/ 1099)		Estimated amount of other compensation from the Authority (health benefits, pension, etc.)	Total Compensation from Authority	Names of Other Public Entities where Individual is an Employee or Member of the Governing Body	Average Hours per Week		Reportable Compensation from Other Public Entities (W-2/ 1099)	Estimated amount of other compensation from Other Public Entities (health benefits, pension, payment in lieu of health benefits, etc.)	Total Compensation All Public Entities
			Commissioner	Key Employee	Highest Compensated Employee	Former	Base Salary/ Stipend	Bonus				Other (auto allowance, expense account, payment in lieu of health benefits, etc.)	Positions held at Other Public Entities Listed in Column O			
1 James A. Daly	Commissioner	Under 32	x				\$ 4,064	\$ -	\$ -	\$ 4,064	Farmingdale Borough	Councilman	Approx. 25	\$ 2,150	\$ -	\$ 6,214
2 John P. Morgan	Commissioner	Under 32	x				4,064	-	-	4,064	Farmingdale Council/Planning Board	Mayor	Approx. 25	3,050	-	7,114
3 Michael G. Wilson	Commissioner	Under 32	x				4,064	-	-	-	-	-	-	-	-	30,986
4 Richard J. Gartz	Commissioner	Under 32	x				4,064	-	-	26,922	-	-	-	-	-	30,986
5 Mary C. DeSarno	Commissioner	Under 32	x				4,064	-	-	43,261	Freehold Borough/Asbury Park City	CFO/CFO	Approx. 57	190,525	5,000	242,850
6 Olga R. McKenna	Commissioner	Under 32	x				4,064	-	-	38,466	Monmouth Cty. Board of Elections	Clerk	Approx. 10	17,600	-	60,130
7 A. Richard Gatto	Commissioner	Under 32	x				4,064	-	-	42,530	-	-	-	-	-	42,530
8 Eugene B. Golub	Commissioner	Under 32	x				4,064	-	-	17,548	MCI, FT Planning Board	Chairman	Approx. 10	-	-	21,612
9 Jesse J. Tantillo	Commissioner	Under 32	x				4,064	-	-	484	NJIT	Professor	Over 32	200,000	-	204,548
10 Thomas M. Savino	Commissioner	Under 32	x				4,064	-	-	43,261	-	-	-	-	-	47,325
11 Brian J. Brach	Executive Director	40+		x	x		132,500	-	-	4,064	Howell Township	Employee	Over 32	82,570	31,579	118,213
12										14,125	-	-	-	-	-	146,625
13										-	-	-	-	-	-	-
14										-	-	-	-	-	-	-
15										-	-	-	-	-	-	-
Total:							\$ 173,140	\$ -	\$ -	\$ 222,533	\$ 395,673			\$ 495,895	\$ 36,579	\$ 928,147

Enter the total number of employees/ independent contractors who received more than \$100,000 in total reportable compensation for the most recent fiscal year completed:

1

Schedule of Health Benefits - Detailed Cost Analysis

Manasquan River Regional Sewerage Authority

For the Period January 1, 2016 to December 31, 2016

	# of Covered Members (Medical & Rx) Proposed Budget	Annual Cost Estimate per Employee Proposed Budget	Total Cost Estimate Proposed Budget	# of Covered Members (Medical & Rx) Current Year	Annual Cost per Employee Current Year	Total Current Year Cost	\$ Increase (Decrease)	% Increase (Decrease)
Active Employees - Health Benefits - Annual Cost								
Single Coverage	4	\$ 19,208	\$ 76,832	5	\$ 17,868	\$ 89,340	\$ (12,508)	-14.0%
Parent & Child	1	27,193	27,193	1	25,296	25,296	1,897	7.5%
Employee & Spouse (or Partner)	2	42,312	84,624	1	39,360	39,360	45,264	115.0%
Family	3	47,408	142,223	4	44,100	176,400	(34,178)	-19.4%
Employee Cost Sharing Contribution (enter as negative -)			(62,703)			(62,613)	(90)	0.1%
Subtotal	10		268,169	11		267,783	386	0.1%
Commissioners - Health Benefits - Annual Cost								
Single Coverage	1	19,208	19,208	1	17,868	17,868	1,340	7.5%
Parent & Child	0	27,193	-	0	25,296	-	-	#DIV/0!
Employee & Spouse (or Partner)	3	42,312	126,936	3	39,360	118,080	8,856	7.5%
Family	2	47,408	94,815	2	44,100	88,200	6,615	7.5%
Employee Cost Sharing Contribution (enter as negative -)			(8,312.98)			(7,733)	(580)	7.5%
Subtotal	6		232,646	6		216,415	16,231	7.5%
Retirees - Health Benefits - Annual Cost								
Single Coverage			-			-	-	#DIV/0!
Parent & Child			-			-	-	#DIV/0!
Employee & Spouse (or Partner)			-			-	-	#DIV/0!
Family	1	47,408	47,408	1	44,100	44,100	3,308	7.5%
Employee Cost Sharing Contribution (enter as negative -)			-			-	-	#DIV/0!
Subtotal	1		47,408	1		44,100	3,308	7.5%
GRAND TOTAL	17		\$ 548,222	18		\$ 528,298	\$ 19,924	3.8%

Is medical coverage provided by the SHBP (Yes or No)?

No

Is prescription drug coverage provided by the SHBP (Yes or No)?

No

Manasquan River Regional Sewerage Authority
 For the Period January 1, 2016 to

December 31, 2016

Complete the below table for the Authority's accrued liability for compensated absences.

*Legal Basis for Benefit
(check applicable items)*

Individuals Eligible for Benefit	Gross Days of Accumulated Compensated Absences at beginning of Current Year* ¹	Dollar Value of Accrued Compensated Absence Liability	Approved Labor Agreement	Resolution	Individual Employment Agreement
Ronald M. Barca, Jr.	6.04	\$ 526		x	
Brian J. Brach	7.92	4,038		x	
James H. Burns	8.25	2,158		x	
Stanley J. Czarnik	3.50	724		x	
Donald F. Hill	11.23	2,548		x	
Kevin C. McHenry	20.44	5,503		x	
Patrick M. O'Donnell	4.54	1,043		x	
James H. Roe	29.25	10,841		x	
Deborah A. Sajeski	8.92	1,428		x	
Jerry L. Thomas	3.94	1,219		x	
Sean Throckmorton	21.56	5,936		x	
Michael J. Trezza	26.09	7,745		x	
Ronald J. Wilson	7.69	1,453		x	
Total liability for accumulated compensated absences at beginning of current year		\$ 45,163			

*¹ Indicates gross days of accumulated vacation leave, sick leave and personal days as of 9/16/15.

Schedule of Shared Service Agreements

For the Period Manasquan River Regional Sewerage Authority
January 1, 2016 to December 31, 2016

Enter the shared service agreements that the Authority currently engages in and identify the amount that is received/paid for those services.

Name of Entity Providing Service	Name of Entity Receiving Service	Type of Shared Service Provided	Comments (Enter more specifics if needed)	Agreement Effective Date	Agreement End Date	Amount to be Received by/ Paid from Authority
Freehold Township	MRRSA	Vehicle Refueling	To be renewed	1/1/2013	12/31/2015	\$ 25,000
Freehold Township	MRRSA	Automotive Services	To be renewed	1/1/2015	12/31/2015	\$ 9,000
Monmouth County	MRRSA	General Shared Services	Anticipated entering into early 2016	2016	2026	TBD

2016 AUTHORITY BUDGET

Financial Schedules Section

2016 Budget Summary

Manasquan River Regional Sewerage Authority
For the Period January 1, 2016 to December 31, 2016

	<i>Proposed Budget</i>						<i>Adopted Budget</i>	<i>\$ Increase (Decrease) Proposed vs. Adopted</i>	<i>% Increase (Decrease) Proposed vs. Adopted</i>	
	Regional Sewer	N/A	N/A	N/A	N/A	N/A	Total All Operations	Total All Operations	All Operations	All Operations
REVENUES										
Total Operating Revenues	\$ 13,474,177	\$ -	\$ -	\$ -	\$ -	\$ -	\$ 13,474,177	\$ 13,758,848	\$ (284,671)	-2.1%
Total Non-Operating Revenues	62,500	-	-	-	-	-	62,500	65,000	(2,500)	-3.8%
Total Anticipated Revenues	13,536,677	-	-	-	-	-	13,536,677	13,823,848	(287,171)	-2.1%
APPROPRIATIONS										
Total Administration	883,583	-	-	-	-	-	883,583	1,001,465	(117,882)	-11.8%
Total Cost of Providing Services	11,519,430	-	-	-	-	-	11,519,430	11,790,489	(271,059)	-2.3%
Total Principal Payments on Debt Service in Lieu of Depreciation	285,000	-	-	-	-	-	285,000	280,000	5,000	1.8%
Total Operating Appropriations	12,688,013	-	-	-	-	-	12,688,013	13,071,954	(383,941)	-2.9%
Total Interest Payments on Debt	208,100	-	-	-	-	-	208,100	213,000	(4,900)	-2.3%
Total Other Non-Operating Appropriations	600,000	-	-	-	-	-	600,000	250,000	350,000	140.0%
Total Non-Operating Appropriations	808,100	-	-	-	-	-	808,100	463,000	345,100	74.5%
Accumulated Deficit	-	-	-	-	-	-	-	-	-	#DIV/0!
Total Appropriations and Accumulated Deficit	13,496,113	-	-	-	-	-	13,496,113	13,534,954	(38,841)	-0.3%
Less: Total Unrestricted Net Position Utilized	-	-	-	-	-	-	-	-	-	#DIV/0!
Net Total Appropriations	13,496,113	-	-	-	-	-	13,496,113	13,534,954	(38,841)	-0.3%
ANTICIPATED SURPLUS (DEFICIT)	\$ 40,564	\$ -	\$ -	\$ -	\$ -	\$ -	\$ 40,564	\$ 288,894	\$ (248,330)	-86.0%

2016 Revenue Schedule

Manasquan River Regional Sewerage Authority

For the Period January 1, 2016 to December 31, 2016

	Proposed Budget						Adopted Budget			\$ Increase (Decrease) Proposed vs. Adopted	% Increase (Decrease) Proposed vs. Adopted
	Regional Sewer	N/A	N/A	N/A	N/A	N/A	Total All Operations	Total All Operations	All Operations	All Operations	
OPERATING REVENUES											
<i>Service Charges</i>											
Residential							\$ -	\$ -	\$ -	#DIV/0!	
Business/Commercial							-	-	-	#DIV/0!	
Industrial							-	-	-	#DIV/0!	
Intergovernmental	\$13,124,177						13,124,177	13,383,848	(259,671)	-1.9%	
Other							-	-	-	#DIV/0!	
Total Service Charges	13,124,177	-	-	-	-	-	13,124,177	13,383,848	(259,671)	-1.9%	
<i>Connection Fees</i>											
Residential							-	-	-	#DIV/0!	
Business/Commercial	350,000						350,000	375,000	(25,000)	-6.7%	
Industrial							-	-	-	#DIV/0!	
Intergovernmental							-	-	-	#DIV/0!	
Other							-	-	-	#DIV/0!	
Total Connection Fees	350,000	-	-	-	-	-	350,000	375,000	(25,000)	-6.7%	
<i>Parking Fees</i>											
Meters							-	-	-	#DIV/0!	
Permits							-	-	-	#DIV/0!	
Fines/Penalties							-	-	-	#DIV/0!	
Other							-	-	-	#DIV/0!	
Total Parking Fees	-	-	-	-	-	-	-	-	-	#DIV/0!	
<i>Other Operating Revenues (List)</i>											
N/A							-	-	-	#DIV/0!	
N/A							-	-	-	#DIV/0!	
N/A							-	-	-	#DIV/0!	
N/A							-	-	-	#DIV/0!	
Total Other Revenue	-	-	-	-	-	-	-	-	-	#DIV/0!	
Total Operating Revenues	13,474,177	-	-	-	-	-	13,474,177	13,758,848	(284,671)	-2.1%	
NON-OPERATING REVENUES											
<i>Grants & Entitlements (List)</i>											
N/A							-	-	-	#DIV/0!	
N/A							-	-	-	#DIV/0!	
N/A							-	-	-	#DIV/0!	
N/A							-	-	-	#DIV/0!	
Total Grants & Entitlements	-	-	-	-	-	-	-	-	-	#DIV/0!	
<i>Local Subsidies & Donations (List)</i>											
N/A							-	-	-	#DIV/0!	
N/A							-	-	-	#DIV/0!	
N/A							-	-	-	#DIV/0!	
N/A							-	-	-	#DIV/0!	
Total Local Subsidies & Donations	-	-	-	-	-	-	-	-	-	#DIV/0!	
<i>Interest on Investments & Deposits</i>											
Investments							-	-	-	#DIV/0!	
Security Deposits							-	-	-	#DIV/0!	
Penalties							-	-	-	#DIV/0!	
Other Investments							-	-	-	#DIV/0!	
Total Interest	-	-	-	-	-	-	-	-	-	#DIV/0!	
<i>Other Non-Operating Revenues (List)</i>											
Application Fees	7,500						7,500	10,000	(2,500)	-25.0%	
Miscellaneous Income	55,000						55,000	55,000	-	0.0%	
N/A							-	-	-	#DIV/0!	
N/A							-	-	-	#DIV/0!	
Total Non-Operating Revenues	62,500	-	-	-	-	-	62,500	65,000	(2,500)	-3.8%	
Total Non-Operating Revenues	62,500	-	-	-	-	-	62,500	65,000	(2,500)	-3.8%	
TOTAL ANTICIPATED REVENUES	\$ 13,536,677	\$ -	\$ -	\$ -	\$ -	\$ -	\$ 13,536,677	\$ 13,823,848	\$ (287,171)	-2.1%	

2015 Adopted Revenue Schedule

Manasquan River Regional Sewerage Authority

	<i>Adopted Budget</i>						Total All Operations
	Regional Sewer	N/A	N/A	N/A	N/A	N/A	
OPERATING REVENUES							
<i>Service Charges</i>							
Residential							\$ -
Business/Commercial							-
Industrial							-
Intergovernmental	13,383,848						13,383,848
Other							-
Total Service Charges	13,383,848	-	-	-	-	-	13,383,848
<i>Connection Fees</i>							
Residential							-
Business/Commercial	375,000						375,000
Industrial							-
Intergovernmental							-
Other							-
Total Connection Fees	375,000	-	-	-	-	-	375,000
<i>Parking Fees</i>							
Meters							-
Permits							-
Fines/Penalties							-
Other							-
Total Parking Fees	-	-	-	-	-	-	-
<i>Other Operating Revenues (List)</i>							
N/A							-
N/A							-
N/A							-
N/A							-
Total Other Revenue	-	-	-	-	-	-	-
Total Operating Revenues	13,758,848	-	-	-	-	-	13,758,848
NON-OPERATING REVENUES							
<i>Grants & Entitlements (List)</i>							
N/A							-
N/A							-
N/A							-
N/A							-
Total Grants & Entitlements	-	-	-	-	-	-	-
<i>Local Subsidies & Donations (List)</i>							
N/A							-
N/A							-
N/A							-
N/A							-
Total Local Subsidies & Donations	-	-	-	-	-	-	-
<i>Interest on Investments & Deposits</i>							
Investments							-
Security Deposits							-
Penalties							-
Other Investments							-
Total Interest	-	-	-	-	-	-	-
<i>Other Non-Operating Revenues (List)</i>							
Application Fees	10,000						10,000
Miscellaneous Income	55,000						55,000
N/A							-
N/A							-
Other Non-Operating Revenues	65,000	-	-	-	-	-	65,000
Total Non-Operating Revenues	65,000	-	-	-	-	-	65,000
TOTAL ANTICIPATED REVENUES	\$ 13,823,848	\$ -	\$ -	\$ -	\$ -	\$ -	\$ 13,823,848

2016 Appropriations Schedule

Manasquan River Regional Sewerage Authority

For the Period January 1, 2016 to December 31, 2016

	Proposed Budget						Adopted Budget				
	Regional Sewer	N/A	N/A	N/A	N/A	N/A	Total All Operations	Total All Operations	All Operations	All Operations	
									\$ Increase (Decrease) Proposed vs. Adopted	% Increase (Decrease) Proposed vs. Adopted	
OPERATING APPROPRIATIONS											
<i>Administration - Personnel</i>											
Salary & Wages	\$327,000						\$ 327,000	\$ 412,925	\$ (85,925)	-20.8%	
Fringe Benefits	\$309,233						309,233	374,790	(65,557)	-17.5%	
Total Administration - Personnel	636,233						636,233	787,715	(151,482)	-19.2%	
<i>Administration - Other (List)</i>											
Professional Services	\$111,000						111,000	99,000	12,000	12.1%	
Insurance	\$70,000						70,000	67,200	2,800	4.2%	
Telephone	\$20,000						20,000	13,000	7,000	53.8%	
Office Equipment Maintenance	\$20,000						20,000	12,000	8,000	66.7%	
Miscellaneous Administration*	\$26,350						26,350	22,550	3,800	16.9%	
Total Administration - Other	247,350						247,350	213,750	33,600	15.7%	
Total Administration	883,583						883,583	1,001,465	(117,882)	-11.8%	
<i>Cost of Providing Services - Personnel</i>											
Salary & Wages	\$682,000						682,000	708,954	(26,954)	-3.8%	
Fringe Benefits	\$92,317						592,317	643,475	(51,158)	-8.0%	
Total COPS - Personnel	1,274,317						1,274,317	1,352,429	(78,112)	-5.8%	
<i>Cost of Providing Services - Other (List)</i>											
Treatment Costs	\$9,531,613						9,531,613	9,868,060	(336,447)	-3.4%	
Electricity	\$225,000						225,000	250,000	(25,000)	-10.0%	
Emergency Repair	\$100,000						100,000	100,000	-	0.0%	
N/A							-	-	-	#DIV/0!	
Miscellaneous COPS*	\$388,500						388,500	220,000	168,500	76.6%	
Total COPS - Other	10,245,113						10,245,113	10,438,060	(192,947)	-1.8%	
Total Cost of Providing Services	11,519,430						11,519,430	11,790,489	(271,059)	-2.3%	
Total Principal Payments on Debt Service in Lieu of Depreciation	285,000						285,000	280,000	5,000	1.8%	
Total Operating Appropriations	12,688,013						12,688,013	13,071,954	(383,941)	-2.9%	
NON-OPERATING APPROPRIATIONS											
Total Interest Payments on Debt	208,100						208,100	213,000	(4,900)	-2.3%	
Operations & Maintenance Reserve							-	-	-	#DIV/0!	
Renewal & Replacement Reserve	\$600,000						600,000	250,000	350,000	140.0%	
Municipality/County Appropriation							-	-	-	#DIV/0!	
Other Reserves							-	-	-	#DIV/0!	
Total Non-Operating Appropriations	808,100						808,100	463,000	345,100	74.5%	
TOTAL APPROPRIATIONS	13,496,113						13,496,113	13,534,954	(38,841)	-0.3%	
ACCUMULATED DEFICIT							-	-	-	#DIV/0!	
TOTAL APPROPRIATIONS & ACCUMULATED DEFICIT	13,496,113						13,496,113	13,534,954	(38,841)	-0.3%	
UNRESTRICTED NET POSITION UTILIZED											
Municipality/County Appropriation							-	-	-	#DIV/0!	
Other							-	-	-	#DIV/0!	
Total Unrestricted Net Position Utilized							-	-	-	#DIV/0!	
TOTAL NET APPROPRIATIONS	\$ 13,496,113	\$ -	\$ -	\$ -	\$ -	\$ -	\$ 13,496,113	\$ 13,534,954	\$ (38,841)	-0.3%	

* Miscellaneous line items may not exceed 5% of total operating appropriations shown below. If amount in miscellaneous is greater than the amount shown below, then the line item must be itemized above.

5% of Total Operating Appropriations \$ 634,400.67 \$ - \$ - \$ - \$ - \$ - \$ - \$ 634,400.67

2015 Adopted Appropriations Schedule

Manasquan River Regional Sewerage Authority

Adopted Budget

	Regional Sewer	N/A	N/A	N/A	N/A	N/A	Total All Operations
OPERATING APPROPRIATIONS							
<i>Administration - Personnel</i>							
Salary & Wages	\$ 412,925						\$ 412,925
Fringe Benefits	374,790						374,790
Total Administration - Personnel	787,715	-	-	-	-	-	787,715
<i>Administration - Other (List)</i>							
Professional Services	99,000						99,000
Insurance	67,200						67,200
Telephone	13,000						13,000
Office Equipment Maintenance	12,000						12,000
Miscellaneous Administration*	22,550						22,550
Total Administration - Other	213,750	-	-	-	-	-	213,750
Total Administration	1,001,465	-	-	-	-	-	1,001,465
<i>Cost of Providing Services - Personnel</i>							
Salary & Wages	708,954						708,954
Fringe Benefits	643,475						643,475
Total COPS - Personnel	1,352,429	-	-	-	-	-	1,352,429
<i>Cost of Providing Services - Other (List)</i>							
Treatment Costs	9,868,060						9,868,060
Electricity	250,000						250,000
Emergency Repair	100,000						100,000
N/A							-
Miscellaneous COPS*	220,000						220,000
Total COPS - Other	10,438,060	-	-	-	-	-	10,438,060
Total Cost of Providing Services	11,790,489	-	-	-	-	-	11,790,489
Total Principal Payments on Debt Service in Lieu of Depreciation	280,000	-	-	-	-	-	280,000
Total Operating Appropriations	13,071,954	-	-	-	-	-	13,071,954
NON-OPERATING APPROPRIATIONS							
Total Interest Payments on Debt	213,000	-	-	-	-	-	213,000
Operations & Maintenance Reserve							-
Renewal & Replacement Reserve	250,000						250,000
Municipality/County Appropriation							-
Other Reserves							-
Total Non-Operating Appropriations	463,000	-	-	-	-	-	463,000
TOTAL APPROPRIATIONS	13,534,954	-	-	-	-	-	13,534,954
ACCUMULATED DEFICIT							-
TOTAL APPROPRIATIONS & ACCUMULATED DEFICIT	13,534,954	-	-	-	-	-	13,534,954
UNRESTRICTED NET POSITION UTILIZED							
Municipality/County Appropriation	-	-	-	-	-	-	-
Other							-
Total Unrestricted Net Position Utilized	-	-	-	-	-	-	-
TOTAL NET APPROPRIATIONS	\$ 13,534,954	\$ -	\$ -	\$ -	\$ -	\$ -	\$ 13,534,954

* Miscellaneous line items may not exceed 5% of total operating appropriations shown below. If amount in miscellaneous is greater than the amount shown below, then the line item must be itemized above.

5% of Total Operating Appropriations \$ 653,597.70 \$ - \$ - \$ - \$ - \$ - \$ 653,597.70

5 Year Debt Service Schedule - Principal

Manasquan River Regional Sewerage Authority

	Current Year (2015)	Fiscal Year Beginning in							Total Principal Outstanding
		2016	2017	2018	2019	2020	2021	Thereafter	
<i>Regional Sewer</i>									
2013 MCIA Revenue Bonds	\$280,000	\$285,000	\$ 295,000	\$ 305,000	\$ 310,000	\$ 325,000	\$ 335,000	\$ 2,855,000	\$ 4,710,000
Debt Issuance #2									-
Debt Issuance #3									-
Debt Issuance #4									-
Total Principal	280,000	285,000	295,000	305,000	310,000	325,000	335,000	2,855,000	4,710,000
<i>N/A</i>									
Debt Issuance #1									-
Debt Issuance #2									-
Debt Issuance #3									-
Debt Issuance #4									-
Total Principal	-	-	-	-	-	-	-	-	-
<i>N/A</i>									
Debt Issuance #1									-
Debt Issuance #2									-
Debt Issuance #3									-
Debt Issuance #4									-
Total Principal	-	-	-	-	-	-	-	-	-
<i>N/A</i>									
Debt Issuance #1									-
Debt Issuance #2									-
Debt Issuance #3									-
Debt Issuance #4									-
Total Principal	-	-	-	-	-	-	-	-	-
<i>N/A</i>									
Debt Issuance #1									-
Debt Issuance #2									-
Debt Issuance #3									-
Debt Issuance #4									-
Total Principal	-	-	-	-	-	-	-	-	-
TOTAL PRINCIPAL ALL OPERATIONS	\$ 280,000	\$ 285,000	\$ 295,000	\$ 305,000	\$ 310,000	\$ 325,000	\$ 335,000	\$ 2,855,000	\$ 4,710,000

Indicate the Authority's most recent bond rating and the year of the rating by ratings service.

	<i>Moody's</i>	<i>Fitch</i>	<i>Standard & Poors</i>
Bond Rating			
Year of Last Rating			

5 Year Debt Service Schedule - Interest

Manasquan River Regional Sewerage Authority

	<i>Fiscal Year Beginning in</i>								Total Interest Payments Outstanding
	Current Year (2015)	2016	2017	2018	2019	2020	2021	Thereafter	
<i>Regional Sewer</i>									
Debt Issuance #1	\$213,000	\$208,100	\$ 199,550	\$ 186,700	\$ 181,550	\$ 169,150	\$ 156,150	\$ 600,000	\$ 1,701,200
2013 MCIA Revenue Bonds									-
Debt Issuance #3									-
Debt Issuance #4									-
Total Interest Payments	213,000	208,100	199,550	186,700	181,550	169,150	156,150	600,000	1,701,200
<i>N/A</i>									
Debt Issuance #1									-
Debt Issuance #2									-
Debt Issuance #3									-
Debt Issuance #4									-
Total Interest Payments	-	-	-	-	-	-	-	-	-
<i>N/A</i>									
Debt Issuance #1									-
Debt Issuance #2									-
Debt Issuance #3									-
Debt Issuance #4									-
Total Interest Payments	-	-	-	-	-	-	-	-	-
<i>N/A</i>									
Debt Issuance #1									-
Debt Issuance #2									-
Debt Issuance #3									-
Debt Issuance #4									-
Total Interest Payments	-	-	-	-	-	-	-	-	-
<i>N/A</i>									
Debt Issuance #1									-
Debt Issuance #2									-
Debt Issuance #3									-
Debt Issuance #4									-
Total Interest Payments	-	-	-	-	-	-	-	-	-
<i>N/A</i>									
Debt Issuance #1									-
Debt Issuance #2									-
Debt Issuance #3									-
Debt Issuance #4									-
Total Interest Payments	-	-	-	-	-	-	-	-	-
TOTAL INTEREST ALL OPERATIONS	\$ 213,000	\$ 208,100	\$ 199,550	\$ 186,700	\$ 181,550	\$ 169,150	\$ 156,150	\$ 600,000	\$ 1,701,200

2016 Net Position Reconciliation

Manasquan River Regional Sewerage Authority

For the Period January 1, 2016 to December 31, 2016

	<i>Proposed Budget</i>						Total All Operations
	Regional Sewer	N/A	N/A	N/A	N/A	N/A	
TOTAL NET POSITION BEGINNING OF CURRENT YEAR (1)	\$ 1,069,608						\$ 1,069,608
Less: Invested in Capital Assets, Net of Related Debt (1)							-
Less: Restricted for Debt Service Reserve (1)							-
Less: Other Restricted Net Position (1)							-
Total Unrestricted Net Position (1)	1,069,608	-	-	-	-	-	1,069,608
Less: Designated for Non-Operating Improvements & Repairs							-
Less: Designated for Rate Stabilization							-
Less: Other Designated by Resolution							-
Plus: Accrued Unfunded Pension Liability (1)							-
Plus: Accrued Unfunded Other Post-Employment Benefit Liability (1)							-
Plus: Estimated Income (Loss) on Current Year Operations (2)	706,226						706,226
Plus: Other Adjustments (attach schedule)	1,877,477						1,877,477
UNRESTRICTED NET POSITION AVAILABLE FOR USE IN PROPOSED BUDGET	3,653,311	-	-	-	-	-	3,653,311
Unrestricted Net Position Utilized to Balance Proposed Budget	-	-	-	-	-	-	-
Unrestricted Net Position Utilized in Proposed Capital Budget	-	-	-	-	-	-	-
Appropriation to Municipality/County (3)	-	-	-	-	-	-	-
Total Unrestricted Net Position Utilized in Proposed Budget	-	-	-	-	-	-	-
PROJECTED UNRESTRICTED UNDESIGNATED NET POSITION AT END OF YEAR (4)	\$ 3,653,311	\$ -	\$ -	\$ -	\$ -	\$ -	\$ 3,653,311

(1) Total of all operations for this line item must agree to audited financial statements.

(2) Include budgeted and unbudgeted use of unrestricted net position in the current year's operations.

(3) Amount may not exceed 5% of total operating appropriations. See calculation below.

Maximum Allowable Appropriation to Municipality/County \$ 634,401 \$ - \$ - \$ - \$ - \$ - \$ 634,401

(4) If Authority is projecting a deficit for any operation at the end of the budget period, the Authority must attach a statement explaining its plan to reduce the deficit, including the timeline for elimination of the deficit, if not already detailed in the budget narrative section.

**MANASQUAN RIVER REGIONAL SEWERAGE AUTHORITY
ANALYSIS OF OTHER ADJUSTMENTS
(CONVERSION OF GAAP TO BUDGETARY)**

Adjustments to arrive at budgetary basis fund balance:	
Accrued Expenses Payable	\$ 15,907
Accrued Interest Payable	88,269
Assets Restricted for Capital Purchases	957,806
Unearned Profit on Sales Leaseback	773,365
Bond Issuance Costs	936
Bond Sale Premium realized as Budgetary Revenue	<u>41,194</u>
 Total Adjustments	 <u><u>\$ 1,877,477</u></u>

2016

MANASQUAN RIVER REGIONAL
SEWERAGE AUTHORITY

AUTHORITY
CAPITAL
BUDGET/
PROGRAM

**2016 CERTIFICATION OF AUTHORITY CAPITAL
BUDGET/PROGRAM**


**MANASQUAN RIVER REGIONAL SEWERAGE
AUTHORITY**

FISCAL YEAR: FROM: JANUARY 1 TO: DECEMBER 31

It is hereby certified that the Authority Capital Budget/Program annexed hereto is a true copy of the Capital Budget/Program approved, pursuant to N.J.A.C. 5:31-2.2, along with the Annual Budget, by the governing body of the Manasquan River Regional Sewerage Authority, on the 21st day of October, 2015.

OR

It is hereby certified that the governing body of the _____ Authority have elected **NOT** to adopt a Capital Budget /Program for the aforesaid fiscal year, pursuant to N.J.A.C. 5:31-2.2 for the following reason(s): _____

Officer's Signature:			
Name:	Olga R. McKenna		
Title:	Secretary		
Address:	P.O. Box 646 Farmingdale, New Jersey 07727		
Phone Number:	(732) 431-8185	Fax Number:	(732) 308-3833
E-mail address	mrrsa@optonline.net		

2016 CAPITAL BUDGET/PROGRAM MESSAGE

Manasquan River Regional Sewerage Authority

FISCAL YEAR: FROM: JANUARY 1 TO: DECEMBER 31

1. Has each municipality or county affected by the actions of the authority participated in the development of the capital plan and reviewed or approved the plans or projects included within the Capital Budget/Program?

Commissioners from each Member Municipality participate in the development of the Capital Plan.

2. Has each capital project/project financing been developed from a specific capital improvement plan or report; does it include full lifecycle costs; and is it consistent with appropriate elements of Master Plans or other plans in the jurisdiction(s) served by the authority?

Yes.

3. Has a long-term (10-20 years) infrastructure needs assessment or other capital plan with a horizon beyond six years been prepared?

The Authority's Current Capital Plan was developed during 2012 and approved for a 5-year period between 2013 thru 2017. This plan is currently being re-evaluated and an updated, 10-year Capital Improvement Plan will be reviewed by both the Engineering and Finance Committees and presented to the Board for consideration during early 2016. All projects provided within the proposed 2016 Capital Plan were approved during development of the existing Capital Improvement Plan, with the exception of the necessary upgrades of the Authority's Upper Manasquan Pump Station Dry Well area, which is required due to damage.

4. Describe the projected impact of the proposed capital projects, including impact on the schedule of rates, fees, and service charges and the impact on current and future year's schedules.

Funding for the proposed 2016 Capital Projects has been obtained through revenue bonds provided by the Monmouth County Improvement Authority (MCIA) and all required funds are currently available to the Authority. The proposed Bulk Rate increase takes into consideration future Authority Capital Planning needs and is anticipated to have a minimal impact on service charges. As details of the re-evaluated 10-year Capital Improvement Program are developed, impacts on future schedules will be better ascertained. It is expected that any impacts will be reasonable when compared to the net benefit that a thorough and well executed Capital Improvement Plan offers the ratepayers.

5. Please indicate which capital projects/project financings are being undertaken in the Metropolitan or Suburban Planning Areas as defined in the State Development and Redevelopment Plan.

None

6. Please indicate which capital projects/project financings are being undertaken within the boundary of a State Planning Commission-designated Center and/or Endorsed Plan and if the project was included in the Plan Implementation Agenda for that Center/Endorsed Plan.

None.

Add additional sheets if necessary.

2016 Proposed Capital Budget

Manasquan River Regional Sewerage Authority
For the Period January 1, 2016 to December 31, 2016

	Estimated Total Cost	Funding Sources				
		Unrestricted Net Position Utilized	Renewal & Replacement Reserve	Debt Authorization	Capital Grants	Other Sources
<i>Regional Sewer</i>						
See Attached Detailed Schedule	\$ 4,920,000	\$ -	\$ -	\$ 4,920,000	\$ -	\$ -
Project B Description	-					
Project C Description	-					
Project D Description	-					
Total	4,920,000	-	-	4,920,000	-	-
<i>N/A</i>						
Project A Description	-					
Project B Description	-					
Project C Description	-					
Project D Description	-					
Total	-	-	-	-	-	-
<i>N/A</i>						
Project A Description	-					
Project B Description	-					
Project C Description	-					
Project D Description	-					
Total	-	-	-	-	-	-
<i>N/A</i>						
Project A Description	-					
Project B Description	-					
Project C Description	-					
Project D Description	-					
Total	-	-	-	-	-	-
<i>N/A</i>						
Project A Description	-					
Project B Description	-					
Project C Description	-					
Project D Description	-					
Total	-	-	-	-	-	-
<i>N/A</i>						
Project A Description	-					
Project B Description	-					
Project C Description	-					
Project D Description	-					
Total	-	-	-	-	-	-
TOTAL PROPOSED CAPITAL BUDGET	\$ 4,920,000	\$ -	\$ -	\$ 4,920,000	\$ -	\$ -

Enter brief description of up to four projects for each operation above. For operations with more than four budgeted projects, please attach additional schedules. Input total amount of all projects for the operation on single line and enter "See Attached Schedule" instead of project description.

2016 Proposed Capital Budget (Detailed Schedule)

Manasquan River Regional Sewerage Authority

For the Period January 1, 2016 to

December 31, 2016

	Estimated Total Cost	<i>Funding Sources</i>			
		Unrestricted Net Position Utilized	Renewal & Replacement Reserve	Debt Authorization	Other Capital Grants Sources
<i>Regional Sewer</i>					
UMPS Wet Well Improvements (Phase 2)	\$ 475,000	\$ -	\$ -	\$ 475,000	\$ -
UMPS Dry Well Improvements (Phase 1)	1,500,000			1,500,000	
Route 9 Force Main Replacement	1,500,000			1,500,000	
MPS Improvements (Design)	75,000			75,000	
Meter Chamber 1MC-1 Rehab	200,000			200,000	
Meter Chamber 2MC-2 Rehab	200,000			200,000	
Meter Chamber 3MC-1 Rehab	200,000			200,000	
Meter Chamber Meter Replacements	200,000			200,000	
Chemical Feed Facility Modifications	100,000			100,000	
GIS Related Updates	20,000			20,000	
8" Godwin Bypass Pump and Appurtenances	100,000			100,000	
Portable Flow Metering Device Purchase	50,000			50,000	
LFM Air Release Valve Replacements	200,000			200,000	
Manhole Casting Lowering	50,000			50,000	
Equipment Repair and Replacement	50,000			50,000	
Total	4,920,000	-	-	4,920,000	-
TOTAL PROPOSED CAPITAL BUDGET	\$ 4,920,000	\$ -	\$ -	\$ 4,920,000	\$ -

5 Year Capital Improvement Plan

Manasquan River Regional Sewerage Authority

For the Period January 1, 2016 to December 31, 2016

Fiscal Year Beginning in

	Estimated Total Cost	Current Year					
		Proposed Budget	2017	2018	2019	2020	2021
<i>Regional Sewer</i>							
See Attached Detailed Schedule	\$ 9,920,000	\$ 4,920,000	\$ 1,000,000	\$ 1,000,000	\$ 1,000,000	\$ 1,000,000	\$ 1,000,000
Project B Description	-	-	-	-	-	-	-
Project C Description	-	-	-	-	-	-	-
Project D Description	-	-	-	-	-	-	-
Total	9,920,000	4,920,000	1,000,000	1,000,000	1,000,000	1,000,000	1,000,000
<i>N/A</i>							
Project A Description	-	-	-	-	-	-	-
Project B Description	-	-	-	-	-	-	-
Project C Description	-	-	-	-	-	-	-
Project D Description	-	-	-	-	-	-	-
Total	-	-	-	-	-	-	-
<i>N/A</i>							
Project A Description	-	-	-	-	-	-	-
Project B Description	-	-	-	-	-	-	-
Project C Description	-	-	-	-	-	-	-
Project D Description	-	-	-	-	-	-	-
Total	-	-	-	-	-	-	-
<i>N/A</i>							
Project A Description	-	-	-	-	-	-	-
Project B Description	-	-	-	-	-	-	-
Project C Description	-	-	-	-	-	-	-
Project D Description	-	-	-	-	-	-	-
Total	-	-	-	-	-	-	-
<i>N/A</i>							
Project A Description	-	-	-	-	-	-	-
Project B Description	-	-	-	-	-	-	-
Project C Description	-	-	-	-	-	-	-
Project D Description	-	-	-	-	-	-	-
Total	-	-	-	-	-	-	-
TOTAL	\$ 9,920,000	\$ 4,920,000	\$ 1,000,000	\$ 1,000,000	\$ 1,000,000	\$ 1,000,000	\$ 1,000,000

Project descriptions entered on Page CB-3 will carry forward to Pages CB-4 and CB-5. No need to re-enter project descriptions above.

5 Year Capital Improvement Plan Funding Sources

Manasquan River Regional Sewerage Authority
For the Period January 1, 2016 to December 31, 2016

	Estimated Total Cost	Funding Sources				
		Unrestricted Net Position Utilized	Renewal & Replacement Reserve	Debt Authorization	Capital Grants	Other Sources
<i>Regional Sewer</i>						
See Attached Detailed Schedule	\$ 9,920,000		\$ 5,000,000	\$ 4,920,000		
Project B Description	-					
Project C Description	-					
Project D Description	-					
Total	9,920,000	-	5,000,000	4,920,000	-	-
<i>N/A</i>						
Project A Description	-					
Project B Description	-					
Project C Description	-					
Project D Description	-					
Total	-	-	-	-	-	-
<i>N/A</i>						
Project A Description	-					
Project B Description	-					
Project C Description	-					
Project D Description	-					
Total	-	-	-	-	-	-
<i>N/A</i>						
Project A Description	-					
Project B Description	-					
Project C Description	-					
Project D Description	-					
Total	-	-	-	-	-	-
<i>N/A</i>						
Project A Description	-					
Project B Description	-					
Project C Description	-					
Project D Description	-					
Total	-	-	-	-	-	-
<i>N/A</i>						
Project A Description	-					
Project B Description	-					
Project C Description	-					
Project D Description	-					
Total	-	-	-	-	-	-
TOTAL	\$ 9,920,000	\$ -	\$ 5,000,000	\$ 4,920,000	\$ -	\$ -
Total 5 Year Plan per CB-4	\$ 9,920,000					
Balance check		- If amount is other than zero, verify that projects listed above match projects listed on CB-4.				

Project descriptions entered on Page CB-3 will carry forward to Pages CB-4 and CB-5. No need to re-enter project descriptions above.